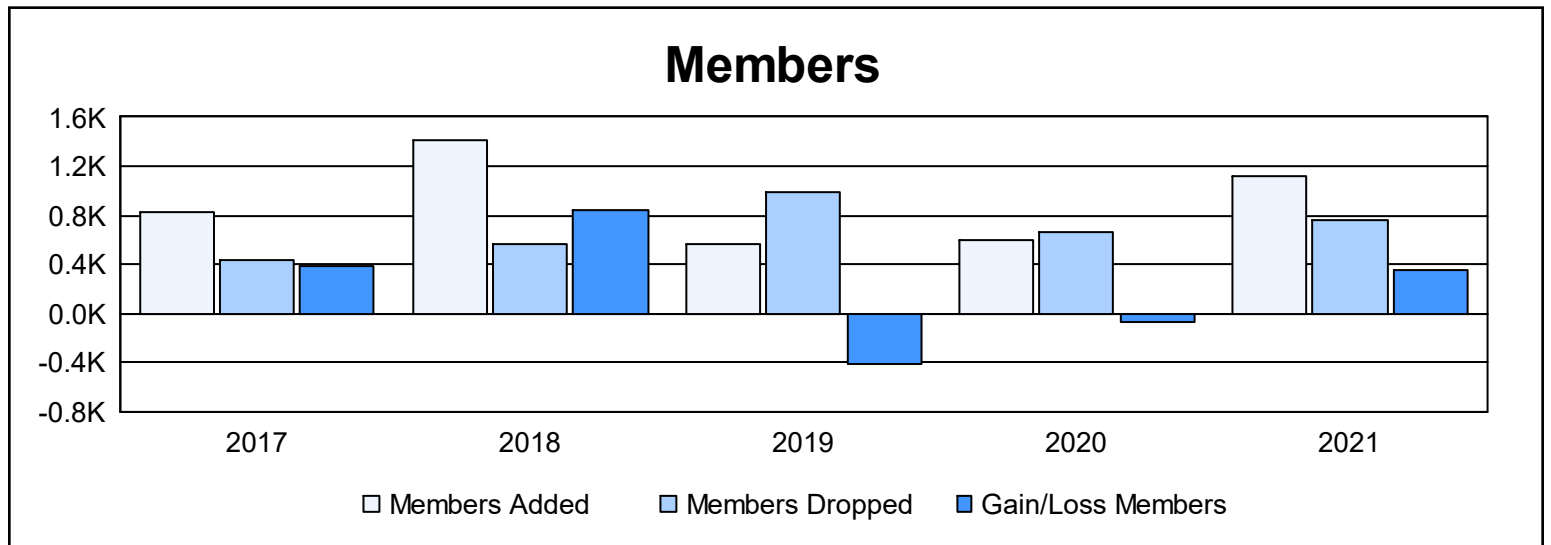
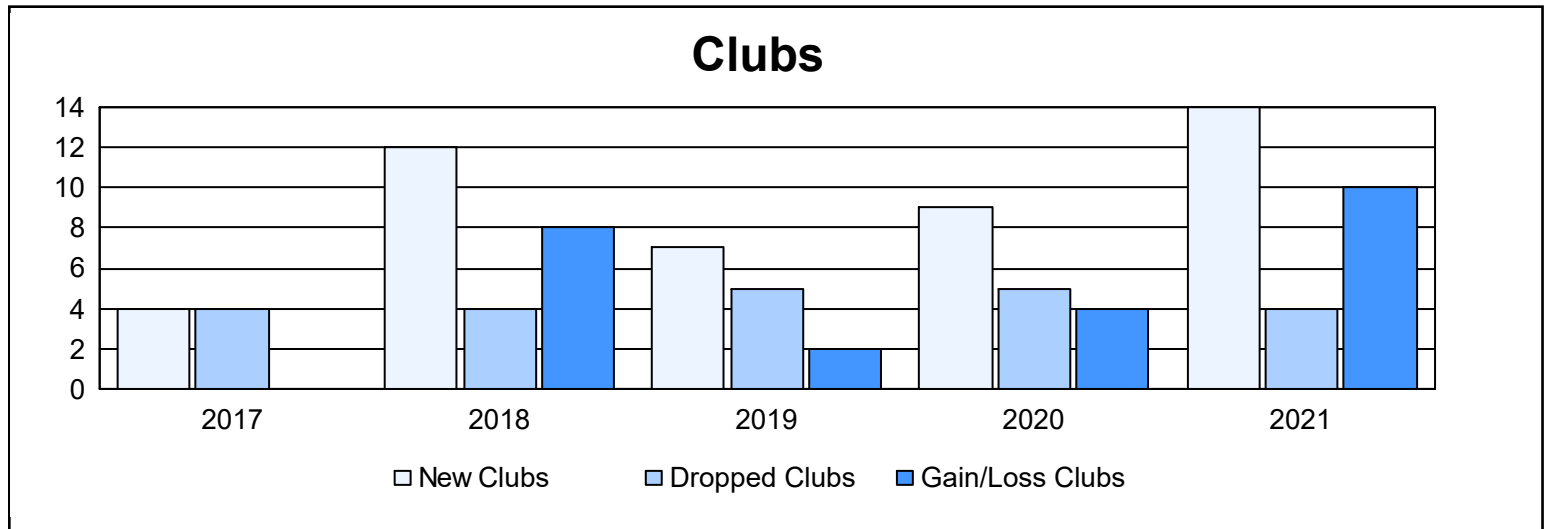
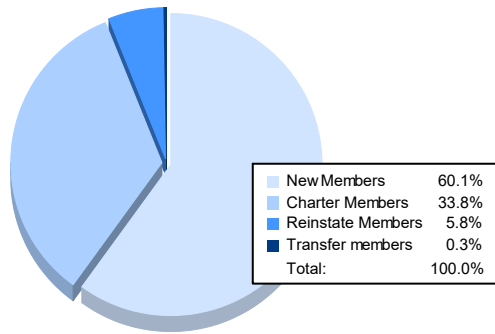


Year	New Clubs	Dropped Clubs	Gain/ Loss Clubs	New Members	Charter Members	Reinstate Members	Transfer Members	Total Member Added	Total Members Dropped	Gain/ Loss Members
2016-2017	4	4	0	668	111	44	8	831	437	394
2017-2018	12	4	8	1,084	292	28	2	1,406	567	839
2018-2019	7	5	2	339	188	42	2	571	981	-410
2019-2020	9	5	4	324	241	24	6	595	671	-76
2020-2021	14	4	10	672	378	65	3	1,118	768	350
<b>Average</b>	<b>9</b>	<b>4</b>	<b>5</b>	<b>617</b>	<b>242</b>	<b>41</b>	<b>4</b>	<b>904</b>	<b>685</b>	<b>219</b>



### Membership Composition June 2021 Cumulative



### Gender Composition June 2021 Cumulative

